

TRANSPARENCY REPORT

i) Statistics of information requests and interception by the authorities

These are the details of the requests made by the Prosecution Office of Chile, the following information requests have been received, these are separated by zones Center, North, South.

FIRST SEMESTER 2019	CENTER	NORTH	SOUTH
General Information Request (line ownership, address, Imei, etc.)	13.250	2.090	5.954
Telephone interception requests	3.344	1.559	1.565
Metadata (IP, line traffic, georeferencing)	1.890	267	1.372
Total	18.484	3.916	8.891

*It is noted that, of the total universe of requests made during the 1st semester of 2019, 2,473 requirements were objected, clarified and / or rectified, which corresponds to 8.175% of the universe of requests that did not comply with the requirements established in the aforementioned standards.

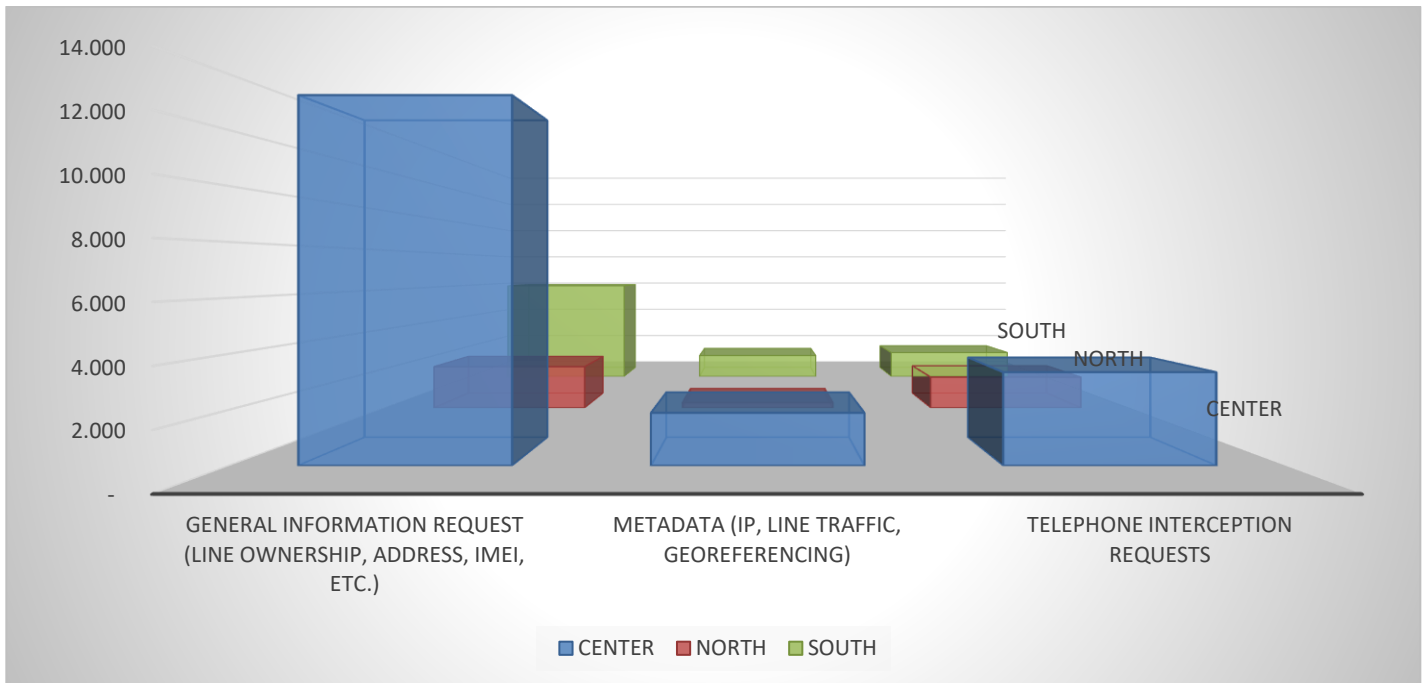
SECOND SEMESTER 2019	CENTER	NORTH	SOUTH
General Information Request (line ownership, address, Imei, etc.)	10.631	2.150	5.121
Telephone interception requests	3.885	1.032	1.138
Metadata (IP, line traffic, georeferencing)	1.396	268	898
Total	15.912	3.450	7.157

* It is noted that, of the total universe of requests made during the 2nd semester of 2019, 1,859 requirements were objected, clarified and / or rectified, which corresponds to 7,070% of the universe of requests that did not comply with the requirements established in the previously mentioned norms.

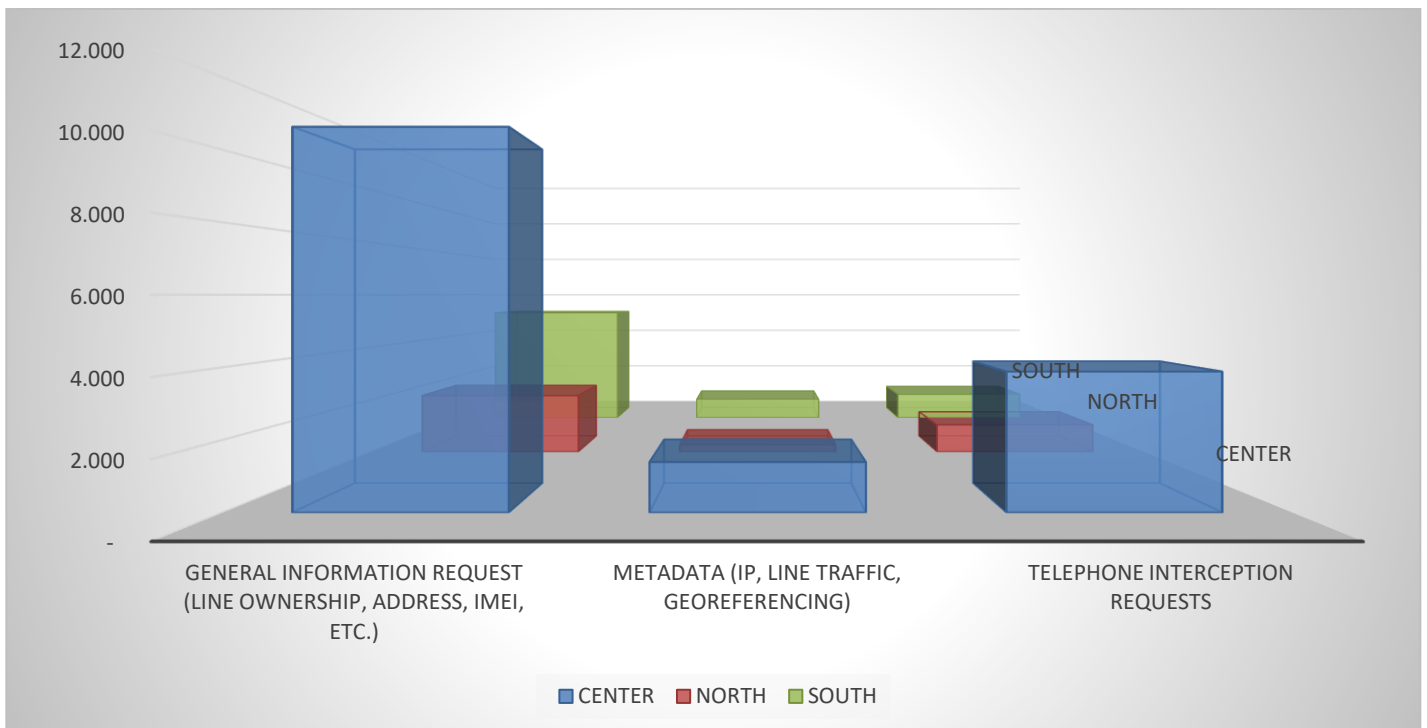
North	Arica y Parinacota, Tarapacá, Antofagasta, Atacama, Coquimbo
South	O'Higgins, Maule, Biobío, Araucanía, los Ríos, los Lagos, Aysén, Magallanes y Antártica Chilena
Center	Valparaíso, Metropolitana

ii) Statistical graphics on information requirements and interception by the authorities

FIRST SEMESTER OF 2019



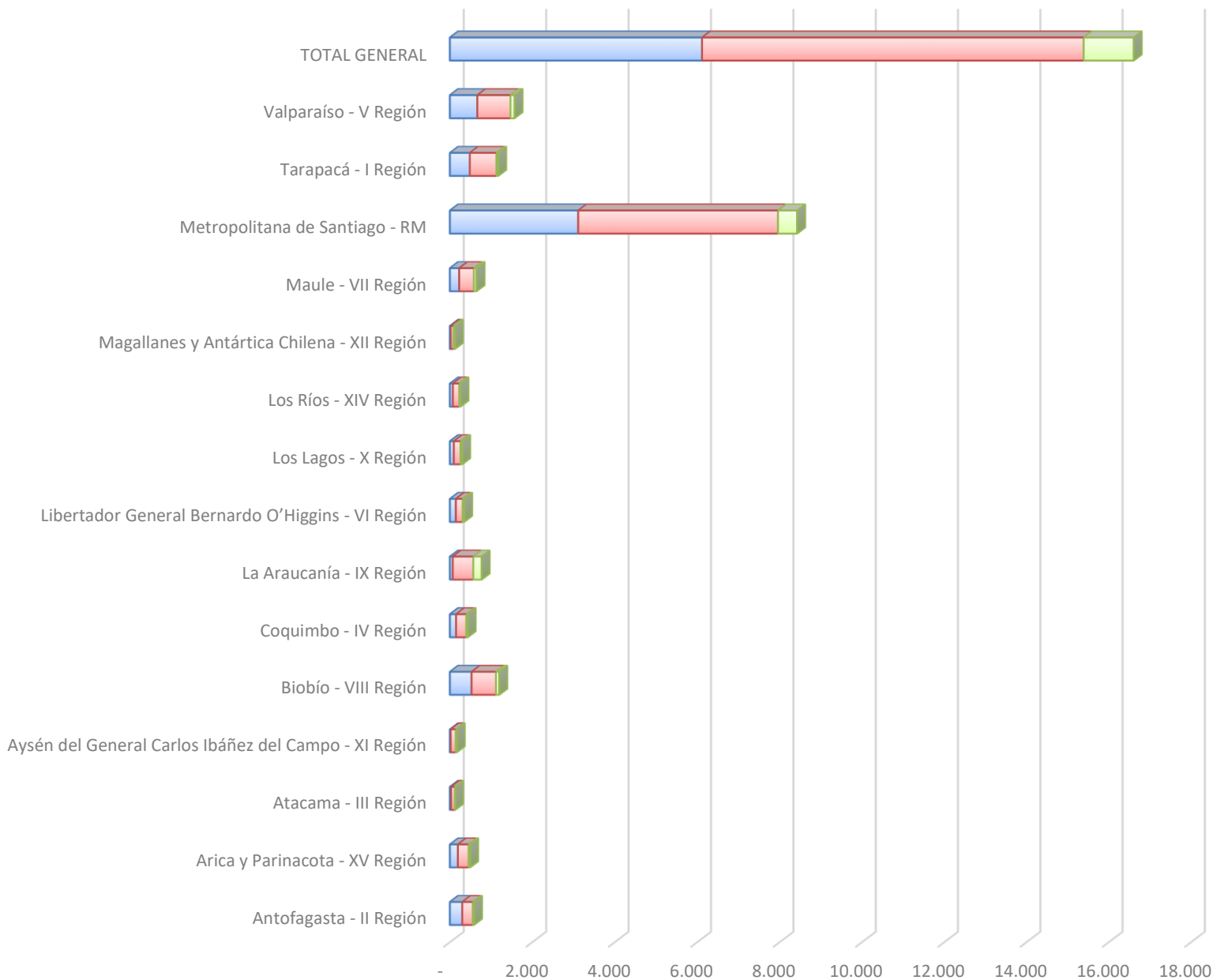
SECOND SEMESTER OF 2019





Lo bueno de cambiar

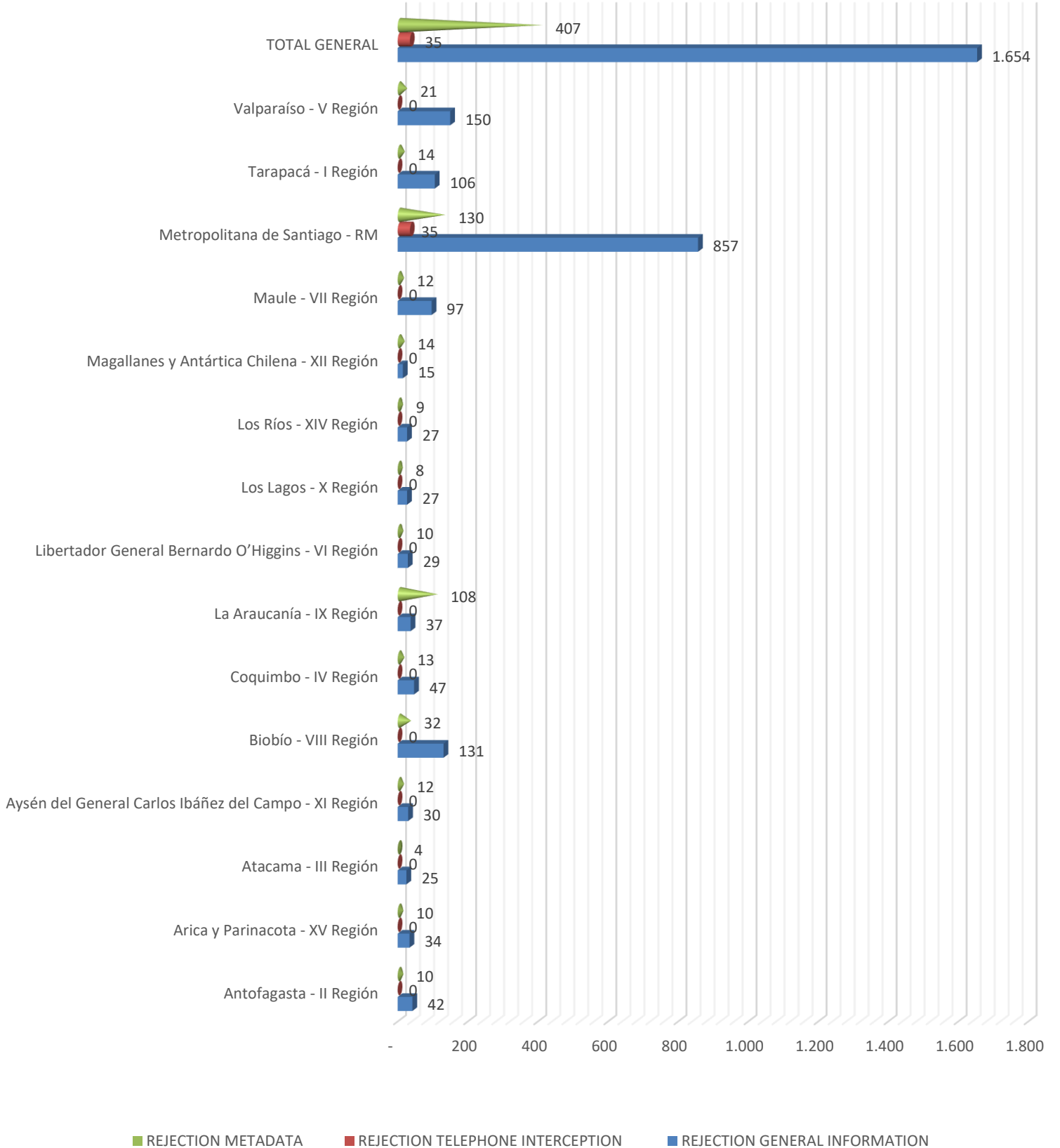
FIRST HALF OF 2020 STATISTICS, GROUPED BY REGION OF CHILE



	Antofagasta - II Región	Arica y Parinacota - XV Región	Atacama - III Región	Aysén del General Carlos Ibáñez del Campo - XI Región	Biobío - VIII Región	Coquimbo - IV Región	La Araucanía - IX Región	Libertador General Bernardo O'Higgins - VI Región	Los Lagos - X Región	Los Ríos - XIV Región	Magallanes y Antártica Chilena - XII Región	Maule - VII Región	Metropolitana de Santiago - RM	Tarapacá - I Región	Valparaíso - V Región	TOTAL GENERAL
TELEPHONE INTERCEPTION	301	194	30	19	527	151	71	145	96	73	22	226	3.113	485	666	6.119
GENERAL INFORMATION	255	260	90	123	591	246	497	165	164	155	69	358	4.848	645	804	9.270
METADATA	29	37	10	24	80	35	202	35	38	29	32	62	464	42	99	1.218

TELEPHONE INTERCEPTION GENERAL INFORMATION METADATA

REJECTION STATISTICS REGARDING THE FIRST HALF OF 2020, GROUPED BY REGION OF CHILE





Lo bueno
de cambiar

GROUNDNS FOR REJECTION IN THE DELIVERY OF INFORMATION TO THE AUTHORITY

The main causes for rejecting requests for information or telephone interception are presented below

A.- Judicial Information and Metadata

Prosecutor is not copied in application mail
No RUC or RIT of the cause for which information is being requested
No judicial resolution attached in case of traffic request mail
Do not attach an order to investigate if the requirement mandated
Does not indicate requested traffic period (start and end)
It does not indicate client RUT when requesting associated information of the line

B.-Telephone Interceptions

The number requested to intercept does not match with that reported in the court order
Resolution addressed to another company and not attached portability letter
Request for extension outside the corresponding deadlines
RUC of the case does not match with that of the court order
Resolution without the judge's signature